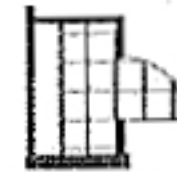


PT 78



OPT SHOWER



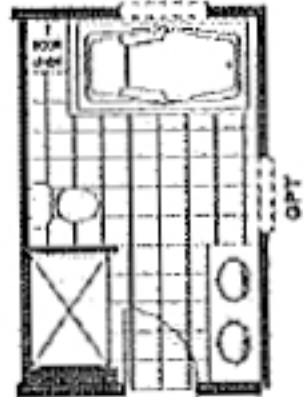
OPT CLOSET REPLACES SHELVES STD BATH



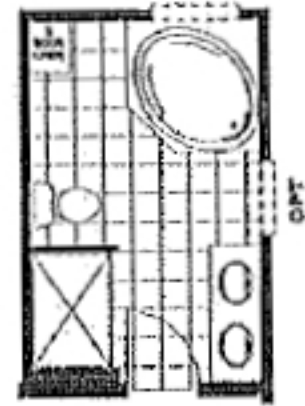
OPT 60" SHOWER

OPT LUXURY BATH

OPT



OPT



OPT GLAMOUR BATH



NOTE: CORNER IF NOT ALLOWED AT ANY TIME



1475 SQ. FT.
 MARK # 511205630
 Solution
 Drawing #:
 38M151